


# Use Best-in-Class Tools for End-to-End Automation

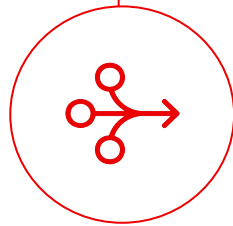
Vincent Seynhaeve  
Solution Architect  
[seynhaeve@redhat.com](mailto:seynhaeve@redhat.com)



## vincent.tfstate


```
{
  "First Name": "Vincent",
  "Last Name": "Seynhaeve",
  "Company": "Red Hat",
  "Role": "Solution Architect",
  "Region": "Belux",
  "Email": "seynhaeve@redhat.com",
  "Experience": [
    "System Engineer",
    "Cloud Engineer",
    "Red Hat Trainer"
  ],
  "Technologies": [
    "RHEL",
    "Ansible",
    "Terraform",
    "Kubernetes",
    "Jenkins"
  ]
}
```

# Ansible and OpenTofu share the same philosophy




## Simple language

And pretty readable



## Powerful

Large ecosystem  
Collections and Providers



## Agentless

Easy integration in  
your environments

How it usually starts...



# Demo 1 part 1 - Deploy RHEL on AWS

## Infrastructure As Code with Terraform CLI



### Requirements:


AWS token  
Public SSH key (in AWS)

### Results:

A new Linux  
An IP address  
An opentofu state

# Demo 1 part 2 - Deploy a web server on RHEL

Infrastructure As Code with Ansible CLI



## Requirements:

An inventory

Private SSH key

## Results:

A web server

# What have we learned? 🤠

Credentials ?

Inventory ?

Logging and observability ?

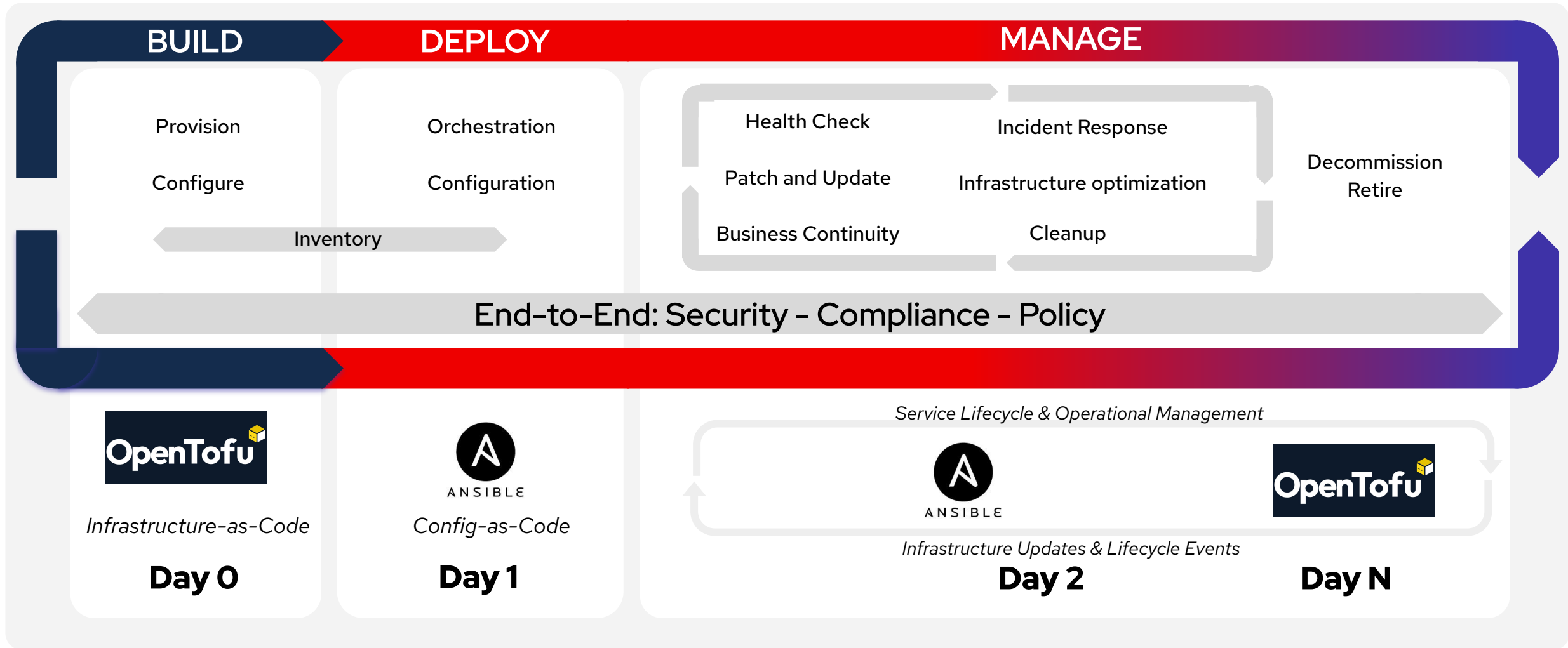
Permissions ?

Collaboration ?

Enterprises need more.

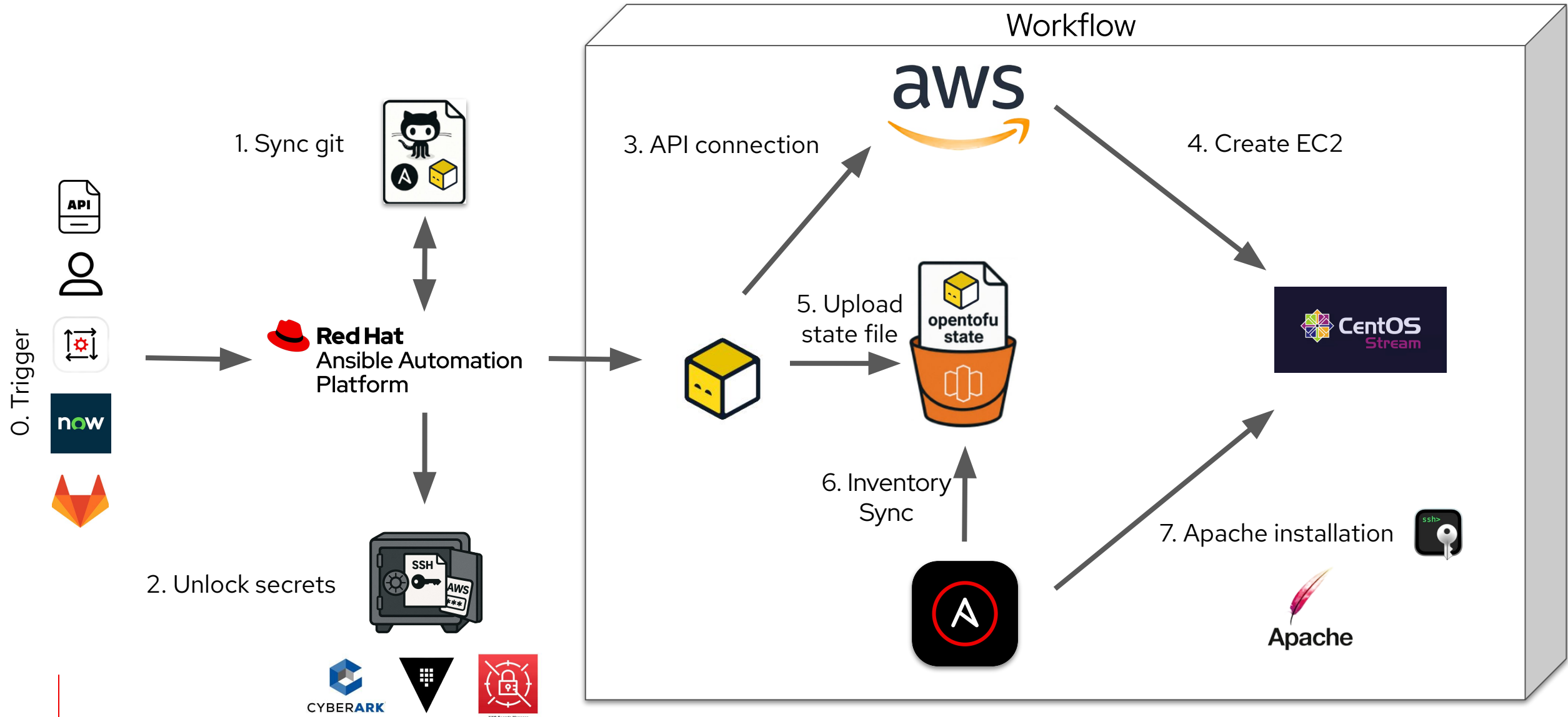


# Holistic Orchestration of your IT landscape



## Demo 2 - Run both technologies in a single platform

Infra as Code + Config as Code in a unique workflow



# The advantages of the approach

State file in an S3 bucket = dynamic inventory for Ansible 

Well kept secrets 

Logging and observability 

Permissions (Role Based Access Control) 

Approvals 

Collaboration! 

ITSM integration 

# Want to run this demo yourself?

